

RANCH HORSE RIDING



Prepared By the
Education/Evaluation Commission
and
Judges & Stewards Commissioner
10805 East Bethany Drive
Aurora, Colorado 80014
(303) 696-4539

© 2016 Arabian Horse Association

RANCH HORSE RIDING CLASSES

PURPOSE

The purpose of Ranch Horse Riding should reflect the versatility, attitude, and movement of a working horse. The horse's performance should simulate a horse working outside the confines of an arena and that of a working ranch horse. This class should show the horse's ability to work at a forward, working speed while under control of the rider. Light contact should be rewarded and the horse shall not be shown on a full drape of reins. The overall manners and responsiveness of the horse while performing the maneuver requirements and the horse's quality of movement are the primary considerations.

APPOINTMENTS

For rules regarding correct Western appointments, refer to AR142.

CONDUCT

1. Each horse will work individually, performing both required and optional maneuvers, and scored on the basis of 0 to 100, with 70 denoting an average performance.
2. The required maneuvers will include the walk, jog, and lope both directions; and the extended jog and extended lope going at least one direction; as well as stops, and a back.
3. Three optional maneuvers may include a side pass, turns of 360 degrees or more, change of lead (simple or flying), walk, jog, or lope over a pole(s); or some combination of maneuvers that would be reasonable for a ranch horse to perform.
4. The maneuvers may be arranged in various combinations with final approval by the judge.
5. The overall cadence and performance of the gaits should be free-flowing and ground covering at all gaits, with an emphasis on forward movement. Transitions should be performed where designated, with smoothness and responsiveness.
6. No time limit.
7. One of the suggested patterns may be used (found on AHA website); however, a judge may utilize a different pattern as long as all required maneuvers and the three (or more) optional maneuvers are included. Should a judge use one of his/her own patterns it is recommended to not have the stop following an extended lope.
8. The use of natural logs is encouraged.
9. Posting at the extended jog is acceptable.
10. Touching or holding the saddle horn is acceptable.
11. Hoof polish is discouraged.
12. It is customary to not remove the hair from the insides of the ears, but horses with clean clipped ears will not be penalized.
13. Trimming of the bridle path, fetlocks or excessive (long) facial hair is allowed.
14. Appointments will silver should not count over a good working outfit. Silver on bridles and saddles and the use of weighted reins is discouraged.

PENALTIES

A contestant shall be penalized each time the following occur:

1. **ONE (1) POINT PENALTIES**
 - a. Too slow/per gait
 - b. Over-bridled
 - c. Out of frame
 - d. Break of gait at walk or jog for 2 strides or less
 - e. Split log at lope

2. THREE (3) POINT PENALTIES
 - a. Break of gait at walk or jog for more than 2 strides
 - b. Break of gait at lope
 - c. Wrong lead or out of lead
 - d. Draped reins
3. FIVE (5) POINT PENALTIES
 - a. Blatant disobedience (kick, bite, buck, rear, etc.)
 - b. Eliminates maneuver
 - c. Incomplete maneuver
4. ZERO SCORE
 - a. Willful abuse
 - b. Major disobedience or schooling
5. No specific penalties will be incurred for nicks/hits on logs/poles but deduction may be made in maneuver score
6. No specific penalties will be incurred for over/under spins but deduction may be made in maneuver score.

Patterns

- AHA website. <https://www.arabianhorses.org/additional/judges-stewards/resources/>
- Judges can develop their own patterns but they must include the required maneuvers, all required gaits, and three option maneuvers. Ask the USEF/EC Steward to review patterns before they are posted.

Score Sheet

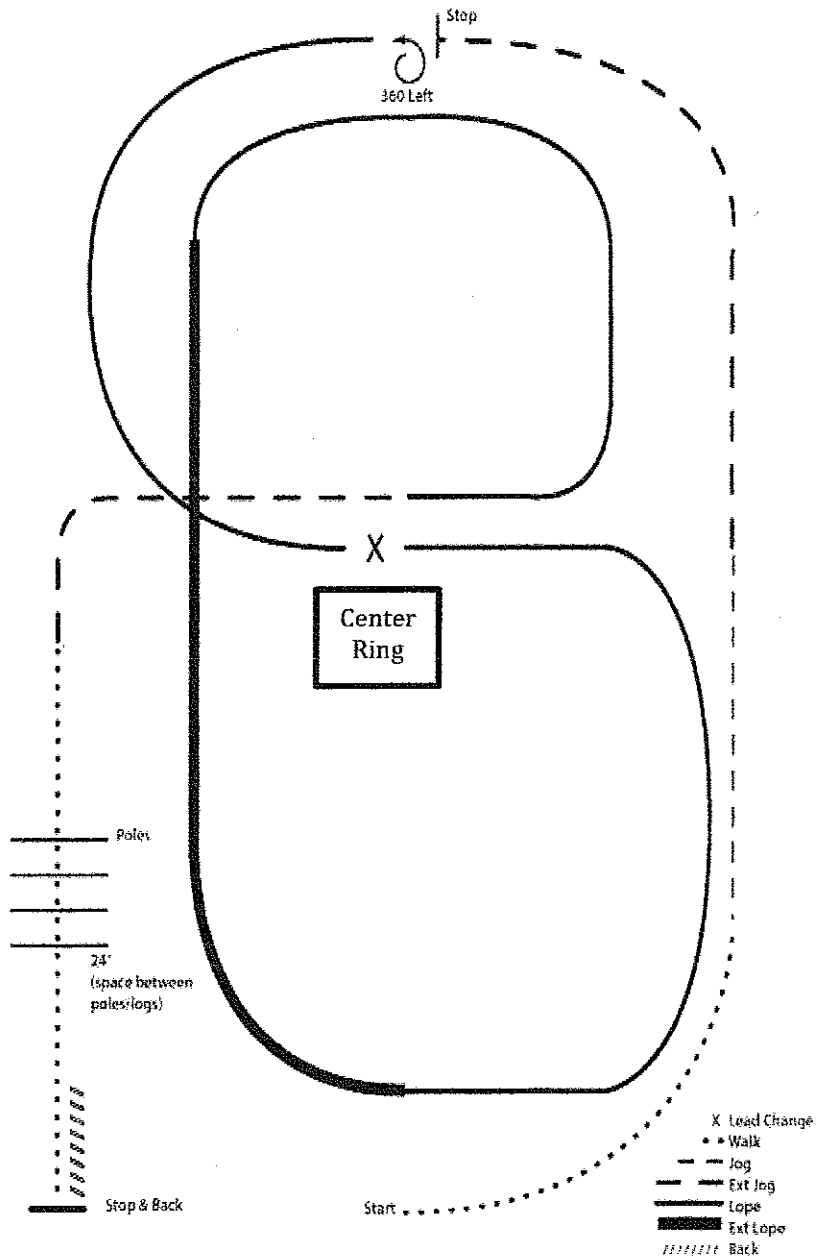
- AHA website. <https://www.arabianhorses.org/additional/judges-stewards/resources/>

NOTE: This class is Ranch Horse Riding and horses should NOT perform or be rewarded for performing gaits as they do in Western Pleasure. The horses are to be presented in a more forward-moving style than the typical Western Pleasure Horse.

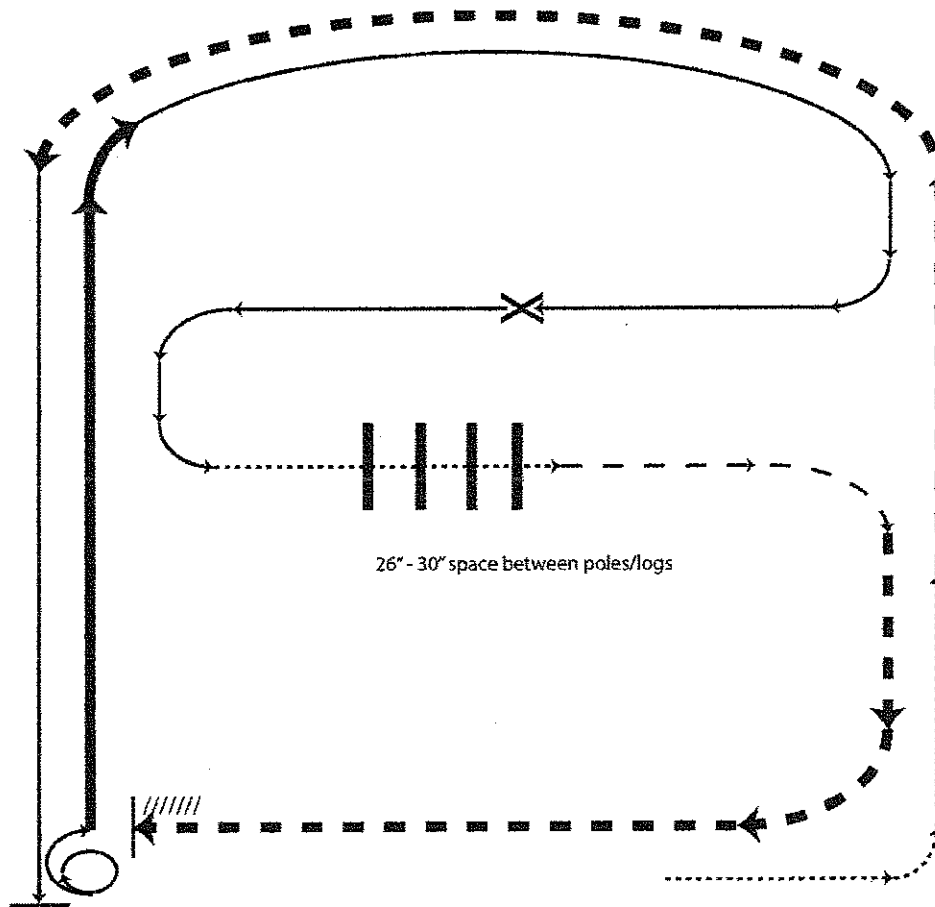
"The horse and rider will be scored on movement, which is cadence and rhythm of gaits, smoothness and consistency in performance, along with how they perform the optional maneuvers. Then the score sheets will be posted for the exhibitors' benefit."

RANCH PLEASURE – PATTERN 1

1. Walk
2. Jog
3. Extend the jog ,at the top of the arena ,stop
4. 360 turn to the left
5. Left lead 1/2 circle, lope to the center
6. Change leads (simple or flying)
7. Right lead 1/2 circle
8. Extended lope up the long side of the arena (right lead)
9. Collect back to a lope around the top of the arena and back to center
10. Break down to a jog
11. Walk over poles
12. Stop and back



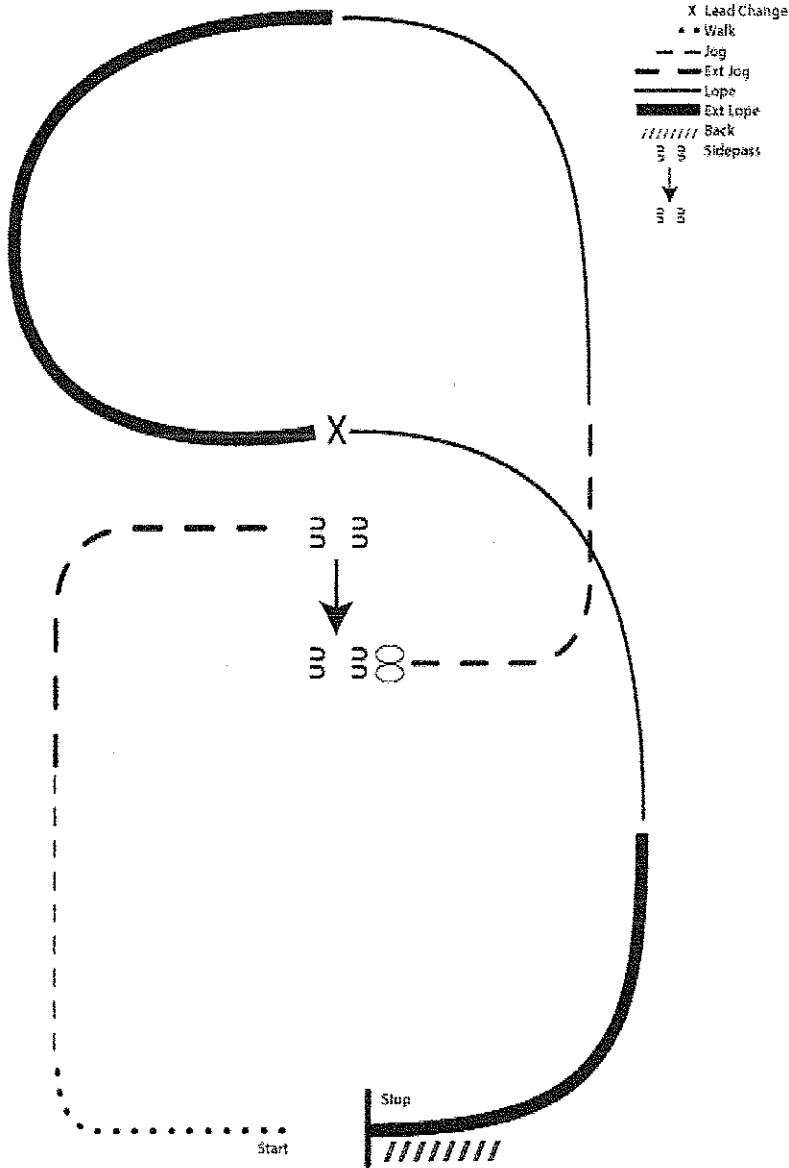
RANCH PLEASURE – PATTERN 2



1. Walk
2. Jog
3. Extended Jog
4. Left lead lope
5. Stop, 1 1/2 turn right
6. Extended lope
7. Collect to working lope-right lead
8. Change leads (simple or flying)
9. Walk
10. Walk over logs
11. Jog
12. Extended jog
13. Stop and back

- X Lead Change
- Walk
- Trot
- Ext Trot
- Lope
- Ext Lope
- //// Back

RANCH PLEASURE – PATTERN 3



1. Walk to the left around corner of the arena
2. Jog
3. Extend alongside of the arena and around the corner to center
4. Stop, side pass right
5. 360 turn each direction (either way 1st)
6. Extend the jog
7. Lope left lead
8. Extend the lope
9. Change leads (simple or flying)
10. Collect to the lope
11. Extend the lope
12. Stop and back